





# Der SCHWEIZER BAUER ist die neue Nr. 1

Total verkaufte Auflagen (WEMF)	2011	2010	Differenz	in %	2000	Differenz	in %
<b>Schweizer Bauer (SB)</b> 	<b>30'841</b>	31'302	-461	-1.5%	28'397	2'444	8.6%
<b>Terre&amp;Nature (T&amp;N)</b> 	<b>23'422</b>	23'378	44	0.2%	25'477	-2'055	-8.1%
<b>SB / T&amp;N Kombi</b>	<b>54'263</b>	54'680	-417	-0.8%	53'874	389	0.7%
<b>Schweizer Landtechnik (LT)</b> 	<b>18'267</b>	18'831	-564	-3.0%	24'966	-6'699	-26.8%
<b>Technique Agricole (TA)</b>	<b>4'419</b>	4'456	-37	-0.8%	5'374	-955	-17.8%
<b>LT / TA KOMBI</b>	<b>22'686</b>	23'287	-601	-2.6%	30'340	-7'654	-25.2%
<b>Gemüsebau / Le Maraîcher</b> 	<b>2'663</b>	2'716	-53	-2.0%	2'615	48	1.8%
BauernZeitung BZ	30'764	31'652	-888	-2.8%	40'080	-9'316	-23.2%
Agri	9'641	9'746	-105	-1.1%	12'467	-2'826	-22.7%
BZ / Agri Kombi	40'405	41'398	-993	-2.4%	52'547	-12'142	-23.1%
grüne, die	12'854	13'615	-761	-5.6%	20'963	-8'109	-38.7%
Landfreund	12'180	12'948	-768	-5.9%	13'077	-897	-6.9%